

Past Performance

31/12/2023

This document provides you with information on past performance.

Past performance is not a reliable indicator of future performance. Markets could develop very differently in the future. It can help you to assess how the fund has been managed in the past.

Fund Detail

A sub-fund of Intereffekt Investment Funds N.V..

TCM Global Frontier High Dividend Equity (ISIN: NL0010278073).

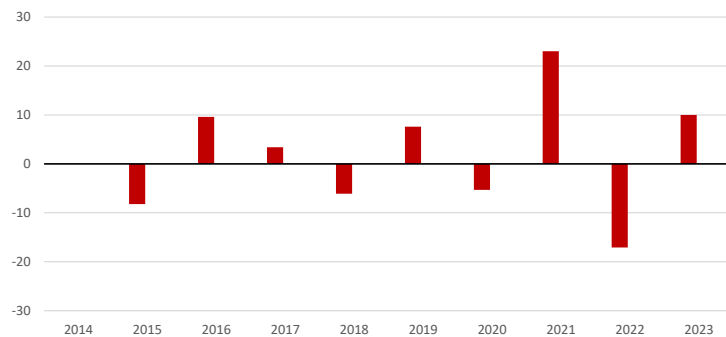
This product is managed by Trustus Capital Management B.V., which is authorized in Netherland and regulated by the Autoriteit Financiële Markten (AFM).

For more information on this product, please refer to www.tcminvestmentfunds.nl or call +31 513 - 48 22 00.

Past Performance

Performance is shown after deduction of ongoing charges. Any entry and exit charges are excluded from the calculation.

This chart shows the fund's performance as the percentage loss or gain per year over the last 9 years.



Performance is calculated in EUR.

First NAV date: 30/09/2014

*Index detail: No reference index for this share class.

	2014	2015	2016	2017	2018	2019	2020	2021	2022	2023
Fund		-8.2	9.6	3.4	-6.1	7.6	-5.3	23	-17.1	10
Index*										

Numbers in this table are expressed in percentage.

The PRIIPS regulation states that performance should only be disclosed for complete years.

Empty fields correspond to the year in which the fund had not been launched yet or the year of its launch if it not occurred at the beginning of the year.

Past Performance

31/12/2023

This document provides you with information on past performance.

Past performance is not a reliable indicator of future performance. Markets could develop very differently in the future. It can help you to assess how the fund has been managed in the past.

Fund Detail

A sub-fund of Intereffekt Investment Funds N.V..

Intereffekt Active Leverage China (ISIN: NL0000290427).

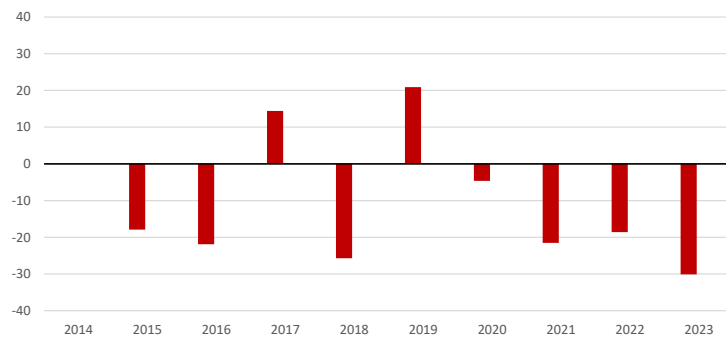
This product is managed by Trustus Capital Management B.V., which is authorized in Netherland and regulated by the Autoriteit Financiële Markten (AFM).

For more information on this product, please refer to www.intereffektfunds.nl or call +31 513 - 48 22 00.

Past Performance

Performance is shown after deduction of ongoing charges. Any entry and exit charges are excluded from the calculation.

This chart shows the fund's performance as the percentage loss or gain per year over the last 9 years.



Performance is calculated in EUR.

First NAV date: 31/10/2014

*Index detail: No reference index for this share class.

	2014	2015	2016	2017	2018	2019	2020	2021	2022	2023
Fund		-17.9	-21.9	14.4	-25.7	20.9	-4.6	-21.5	-18.6	-30.1
Index*										

Numbers in this table are expressed in percentage.

The PRIIPS regulation states that performance should only be disclosed for complete years.

Empty fields correspond to the year in which the fund had not been launched yet or the year of its launch if it not occurred at the beginning of the year.

Past Performance

31/12/2023

This document provides you with information on past performance.

Past performance is not a reliable indicator of future performance. Markets could develop very differently in the future. It can help you to assess how the fund has been managed in the past.

Fund Detail

A sub-fund of Intereffekt Investment Funds N.V..

Intereffekt Active Leverage India (ISIN: NL0000817161).

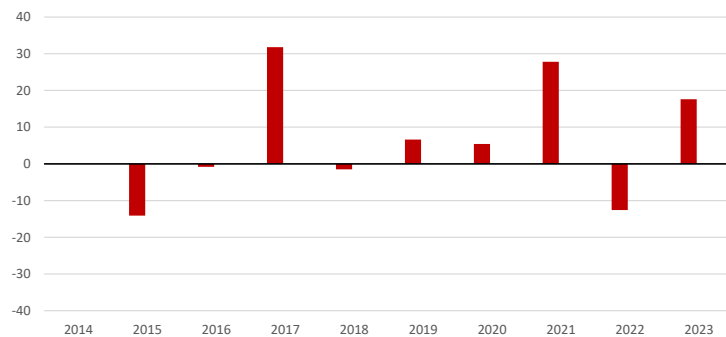
This product is managed by Trustus Capital Management B.V., which is authorized in Netherland and regulated by the Autoriteit Financiële Markten (AFM).

For more information on this product, please refer to www.intereffektfunds.nl or call +31 513 - 48 22 00.

Past Performance

Performance is shown after deduction of ongoing charges. Any entry and exit charges are excluded from the calculation.

This chart shows the fund's performance as the percentage loss or gain per year over the last 9 years.



Performance is calculated in EUR.

First NAV date: 31/10/2014

*Index detail: No reference index for this share class.

	2014	2015	2016	2017	2018	2019	2020	2021	2022	2023
Fund		-14.1	-0.8	31.8	-1.5	6.6	5.4	27.8	-12.6	17.6
Index*										

Numbers in this table are expressed in percentage.

The PRIIPS regulation states that performance should only be disclosed for complete years.

Empty fields correspond to the year in which the fund had not been launched yet or the year of its launch if it not occurred at the beginning of the year.

Past Performance

31/12/2023

This document provides you with information on past performance.

Past performance is not a reliable indicator of future performance. Markets could develop very differently in the future. It can help you to assess how the fund has been managed in the past.

Fund Detail

A sub-fund of Intereffekt Investment Funds N.V..

TCM Africa High Dividend Equity (ISIN: NL0006173007).

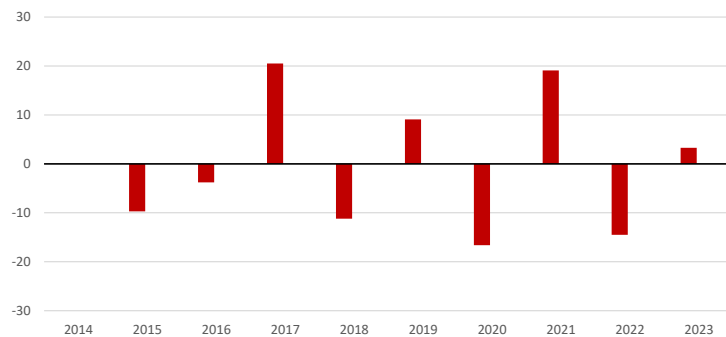
This product is managed by Trustus Capital Management B.V., which is authorized in Netherland and regulated by the Autoriteit Financiële Markten (AFM).

For more information on this product, please refer to www.tcminvestmentfunds.nl or call +31 513 - 48 22 00.

Past Performance

Performance is shown after deduction of ongoing charges. Any entry and exit charges are excluded from the calculation.

This chart shows the fund's performance as the percentage loss or gain per year over the last 9 years.



Performance is calculated in EUR.

First NAV date: 30/09/2014

*Index detail: No reference index for this share class.

	2014	2015	2016	2017	2018	2019	2020	2021	2022	2023
Fund		-9.7	-3.8	20.5	-11.2	9.1	-16.6	19.1	-14.5	3.3
Index*										

Numbers in this table are expressed in percentage.

The PRIIPS regulation states that performance should only be disclosed for complete years.

Empty fields correspond to the year in which the fund had not been launched yet or the year of its launch if it not occurred at the beginning of the year.

Past Performance

31/12/2023

This document provides you with information on past performance.

Past performance is not a reliable indicator of future performance. Markets could develop very differently in the future. It can help you to assess how the fund has been managed in the past.

Fund Detail

A sub-fund of Intereffekt Investment Funds N.V..

Intereffekt Active Leverage Japan (ISIN: NL0006477440).

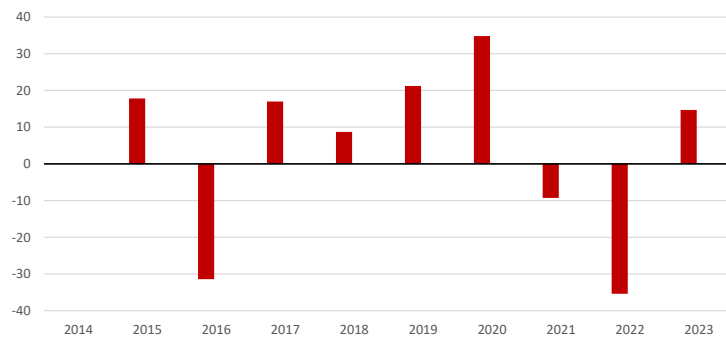
This product is managed by Trustus Capital Management B.V., which is authorized in Netherland and regulated by the Autoriteit Financiële Markten (AFM).

For more information on this product, please refer to www.intereffektfunds.nl or call +31 513 - 48 22 00.

Past Performance

Performance is shown after deduction of ongoing charges. Any entry and exit charges are excluded from the calculation.

This chart shows the fund's performance as the percentage loss or gain per year over the last 9 years.



Performance is calculated in EUR.

First NAV date: 31/10/2014

*Index detail: No reference index for this share class.

	2014	2015	2016	2017	2018	2019	2020	2021	2022	2023
Fund		17.8	-31.4	17	8.7	21.2	34.8	-9.3	-35.4	14.7
Index*										

Numbers in this table are expressed in percentage.

The PRIIPS regulation states that performance should only be disclosed for complete years.

Empty fields correspond to the year in which the fund had not been launched yet or the year of its launch if it not occurred at the beginning of the year.

Past Performance

31/12/2023

This document provides you with information on past performance.

Past performance is not a reliable indicator of future performance. Markets could develop very differently in the future. It can help you to assess how the fund has been managed in the past.

Fund Detail

A sub-fund of Intereffekt Investment Funds N.V..

TCM Vietnam High Dividend Equity (ISIN: NL0006489189).

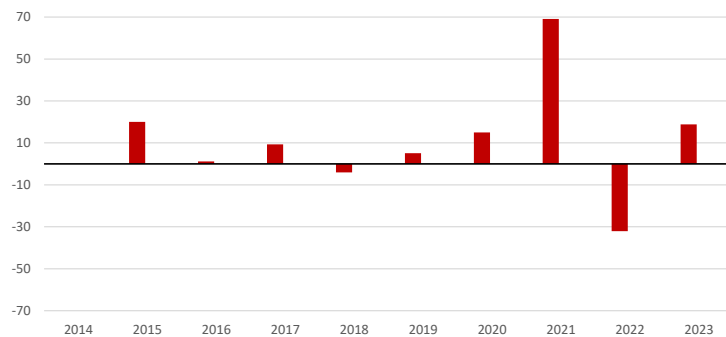
This product is managed by Trustus Capital Management B.V., which is authorized in Netherland and regulated by the Autoriteit Financiële Markten (AFM).

For more information on this product, please refer to www.tcminvestmentfunds.nl or call +31 513 - 48 22 00.

Past Performance

Performance is shown after deduction of ongoing charges. Any entry and exit charges are excluded from the calculation.

This chart shows the fund's performance as the percentage loss or gain per year over the last 9 years.



Performance is calculated in EUR.

First NAV date: 30/09/2014

*Index detail: No reference index for this share class.

	2014	2015	2016	2017	2018	2019	2020	2021	2022	2023
Fund		20	1.2	9.3	-4.1	5.1	15	69.1	-32.1	18.8
Index*										

Numbers in this table are expressed in percentage.

The PRIIPS regulation states that performance should only be disclosed for complete years.

Empty fields correspond to the year in which the fund had not been launched yet or the year of its launch if it not occurred at the beginning of the year.

Past Performance

31/12/2023

This document provides you with information on past performance.

Past performance is not a reliable indicator of future performance. Markets could develop very differently in the future. It can help you to assess how the fund has been managed in the past.

Fund Detail

A sub-fund of Intereffekt Investment Funds N.V..

Intereffekt Active Leverage Brazil (ISIN: NL0009693258).

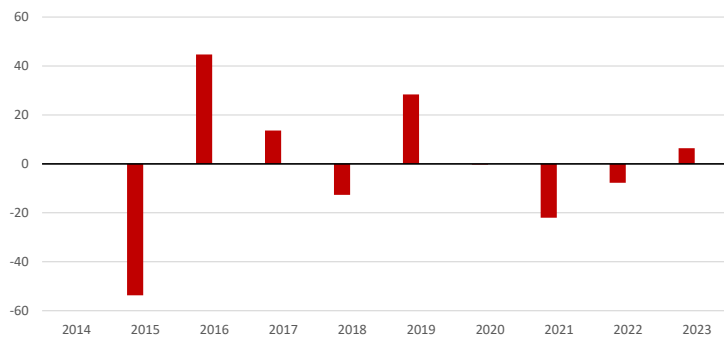
This product is managed by Trustus Capital Management B.V., which is authorized in Netherland and regulated by the Autoriteit Financiële Markten (AFM).

For more information on this product, please refer to www.intereffektfunds.nl or call +31 513 - 48 22 00.

Past Performance

Performance is shown after deduction of ongoing charges. Any entry and exit charges are excluded from the calculation.

This chart shows the fund's performance as the percentage loss or gain per year over the last 9 years.



Performance is calculated in EUR.

First NAV date: 31/10/2014

*Index detail: No reference index for this share class.

	2014	2015	2016	2017	2018	2019	2020	2021	2022	2023
Fund		-53.7	44.7	13.6	-12.7	28.4	-0.3	-22	-7.7	6.4
Index*										

Numbers in this table are expressed in percentage.

The PRIIPS regulation states that performance should only be disclosed for complete years.

Empty fields correspond to the year in which the fund had not been launched yet or the year of its launch if it not occurred at the beginning of the year.